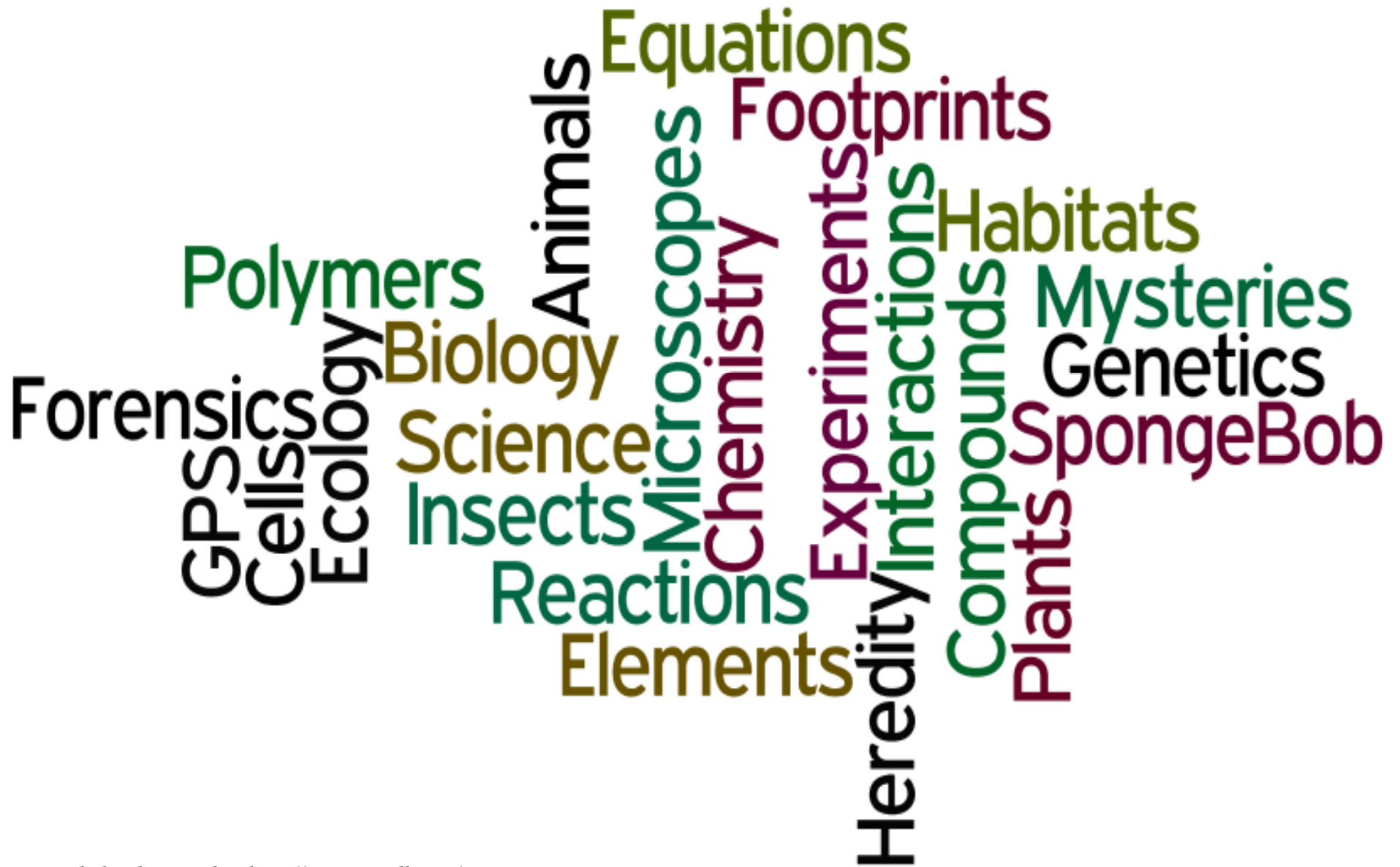




Welcome to

Mrs. Trimpe's Classroom

What will we study this year?



Class?

YES!



If I say “Class”, you say “Yes!” and then wait QUIETLY for me to continue.

Remember ...

You have to say it the same way I do!

Rule #1

**Follow
directions
quickly!**



Don't waste class time! Be quick about getting out your books, paper, and pencils or doing something that I have asked you to do.

Rule #2



**Raise your hand for
permission to speak
or to leave your seat.**

Wait to be called upon and don't blurt out answers!

Stay in your seat unless you have permission to get up!

Rule #3

**Listen while
others are
talking.**



Listen to your teacher and other students while they are talking. You never know when you might miss something important!

Rule #4


**Make smart
choices!**



Complete all your work on time!
Use your class time wisely!
Don't cheat – Do your own work!

Rule #5

**Respect
Everyone!**



Don't borrow things without asking.
Don't talk about other students or teachers.
Be polite and helpful to your fellow students!

Rule #6

**Keep your dear
teacher happy!**



I am happy when all my students are learning and enjoying science class! I'm not happy when someone makes it difficult for other students to learn!

Rule #1

Follow directions quickly.



Rule #2

Raise your hand for permission to speak or to leave your seat.



Rule #3

Listen while other people are talking.




Rule #4

Make smart choices.



Rule #5

Respect everyone!





Rule #6

Keep your dear teacher happy.



Scoreboard Game

Mrs. T's Points	Class Points
	

We will be playing the Scoreboard Game every week to determine if you earn a reward for the next week!

If the class has more 😊 than I do, you earn the reward.

Papers - 1, 2, 3, 4, 5



If I say “Papers” and start counting, you need to put your papers in one pile at your table before I get to 5!

Class helpers need to collect the papers.

Teach - Okay



If I say “Teach”, you say “Okay”.

Turn to your table mate and tell him/her what we just discussed in your own words. You can also ask questions about the material.

Take turns teaching and listening!

Hands & Eyes



If I say “Hands & Eyes”, you need to put down your pencil/pen, look at me, and get ready to listen! No talking!

Got It?



If I ask “Got It?”, you need to show me how well you understand what we are discussing!

Thumbs up? Thumbs down? In the middle?

Volume-O-Meter

High

Yada! Yada! Yada!

Normal

Yada! Yada! Yada!



Low

Yada! Yada! Yada!



Review

- **Class?**
- **Rules?**
- **Papers?**
- **Hands & Eyes?**
- **Got It?**
- **Scoreboard Game**



It's time for a
Scavenger Hunt

**Can you find all the information you
need to survive 8th grade science?**

Directions:

Search the room to find signs or other objects that will help you complete the rest of the worksheet.

Turn in your worksheet to the bins by the classroom door when you are done!



Questions?

5. What is the grading scale?

A = 90-100
B = 80-89
C = 70-79
D = 60-69
F = Below 59



6. How are grades calculated?

Grades are based on **TOTAL POINTS** with each assignment worth 100 points.

Homework grades will count as **1** grade, quizzes and notes will count as **2** grades, and tests and projects will count as **3** grades.

7. What happens if I catch someone cheating?


All the people involved will earn a **ZERO** on that assignment and may be referred to the office.

*Remember ...
It's ok to give help or hints,
but it is **NOT** ok to give answers!*



8. What happens if I forget an assignment at home, leave it in my locker, or just don't do it at all?

I will earn a **ZERO** on that assignment.



9. How can I earn credit for late work?

I can serve a 30-minute **DETENTION** to earn **FULL** credit for a late assignment.

I must bring something to work on during the detention – either the **ASSIGNMENT** that is late, other **HOMEWORK**, or a **BOOK** to read.

10. How long do I have to make up work missed while I was absent?

I will have **2** days for each day I was absent to make up the work assigned while I was gone. Any work that was due the day I was absent is due when I **RETURN TO CLASS**.

11. When should I see Mrs. Trimpe for extra help?

I should ask questions during **CLASS** when we have time to work on assignments or make arrangements to come in during **HOMEROOM** or **AFTER SCHOOL**. I should not wait until an assignment is **DUE** to ask for help.

12. What do I need to do to use the computer for an assignment?


I should have Mrs. Trimpe write a pass on the **ASSIGNMENT** and show it to the **LIBRARIAN** before getting on a computer to do an assignment. I will also use the **SITES** given to me by Mrs. Trimpe and will not use my computer time for playing **GAMES**, online **CHATTING**, or **E-MAIL**.

YouTube, MySpace, FaceBook, Yahoo! Music, and similar sites are not allowed!

13. What do I need to do to use a pass?

You need to ask Mrs. Trimpe for **permission** to use a pass to visit the office, go to the bathroom, or get a drink.

Passes to your **lockers** are not allowed during class time! You should only be at your lockers during homeroom, lunch, and after school!



14. Where can you find each of the following items?



Pencil Sharpener – BY SIDE COUNTER OR SINKS

Generic Kleenex – BY PENCIL SHARPENER

Puzzle Corner – BY THE BACK WINDOW

Emergency Maps (fire/tornado) – BY THE CLASSROOM DOOR

Dictionaries or Science Books – IN THE LIBRARY CORNER

Scissors, Glue, Rulers, Colored Pencils, & Crayons – SUPPLY CABINET

Hall Passes – BY CLASSROOM DOOR

Extra Paper – BOTTOM BINS UNDER THE PERIODIC TABLE

Pencil Pot – CABINET UNDER THE PERIODIC TABLE

Calculators - CABINETS UNDER THE PERIODIC TABLE

Make-up Work Bins – ON THE WALL UNDER THE PERIODIC TABLE

Regular Work Bins – ON THE WALL BY THE CLASSROOM DOOR

15. What is the URL for the school's website?

<http://mason.k12.il.us/havanajh/>

Assignment: Take this page home and have your parents sign in the box.

DUE DATE: Wednesday, August 26th

We have discussed and understand the information contained in this assignment.

Student's Signature

Parent's Signature

Return this assignment by _____.

NOTE: Students need a science folder by this date!