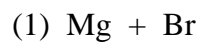


Bonding Basics Practice Page

Name _____

Follow the steps provided by your teacher to complete each bond.

Ionic Bonds - Draw the Lewis structures for each atom, then show the transfer of electrons and charge for each ion. Write the chemical formula for each compound.



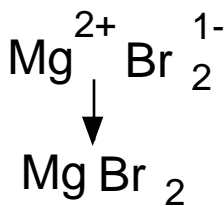
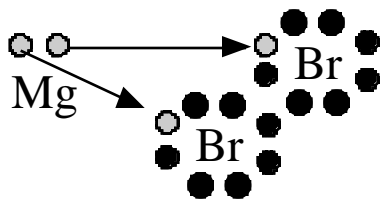
Covalent Bonds - Draw the Lewis structures for each atom, then draw circles to show the electrons that are shared. Write the chemical formula for each compound.



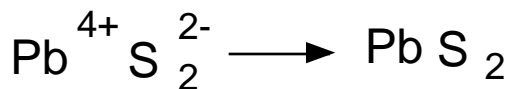
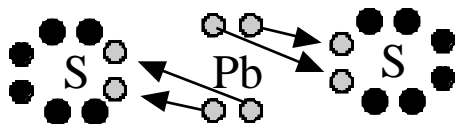
ANSWER KEY

Ionic Bonds

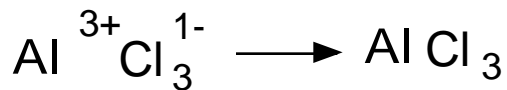
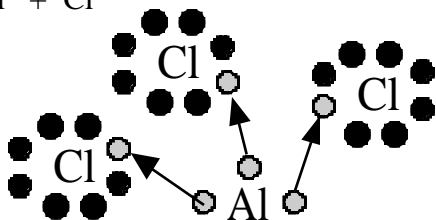
(1) Mg + Br



(2) Pb + S


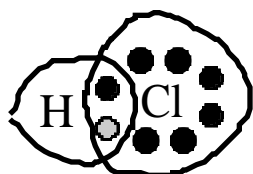


(3) Al + Cl

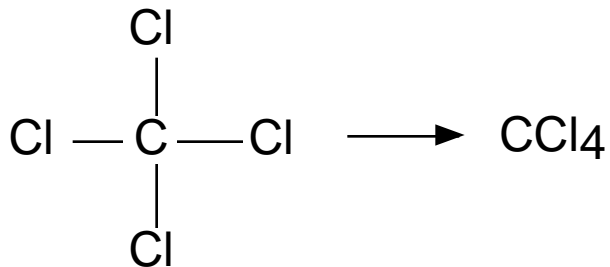
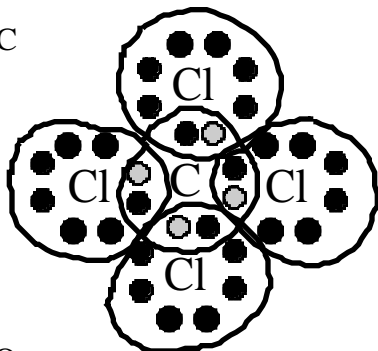


Covalent Bonds

(1) H + Cl



(2) C + C



(3) Si + O

