


Hair and Fiber Samples

Name _____


Part 1: Use a microscope to examine the **HAIR** samples provided by your teacher. Sketch the view under **MEDIUM POWER** and write a **DESCRIPTION** that would help you identify the sample, such as unique marks or other details.

_____ Power = ____ X




Description:

_____ Power = ____ X




Description:

_____ Power = ____ X




Description:

_____ Power = ____ X




Description:

_____ Power = ____ X




Description:

_____ Power = ____ X




Description:

_____ Power = ____ X




Description:

_____ Power = ____ X



Description:


_____ Power = ____ X



Description:


Part 2: Use a microscope to examine the **FIBER** samples provided by your teacher. Sketch the view under **MEDIUM POWER** and write a **DESCRIPTION** that would help you identify the sample, such as unique marks or other details.

_____ Power = ____ X




Description:

_____ Power = ____ X




Description:

_____ Power = ____ X




Description:

_____ Power = ____ X




Description:

_____ Power = ____ X



Description:

_____ Power = ____ X



Description:

Part 3: Try to identify the **HAIRS & FIBERS** on the practice slides. Write your guesses in the space below.

#1 _____

#7 _____

#2 _____

#8 _____

#3 _____

#9 _____

#4 _____

#10 _____

#5 _____

#11 _____ & _____

#6 _____

#12 _____ & _____