


CSI Adventure

Clue Cards

Starting Cards: These cards are provided to start the teams in different locations. (For the order of the caches, see the answer key document.) After dividing students into groups, provide one of the starting cards for each group and allow time for them to read the clue and calculate their first waypoint. Collect the starting cards after checking their waypoint to make sure they are going to the correct location.


1st Cache: #1

 **CSI Adventure**

ALL STAR INVESTIGATORS

Approximately how many **days** does it take a **blow fly egg** to hatch? Use the answer as the waypoint for your first cache.


1st Cache: #9

 **CSI Adventure**

GRISSOM'S GANG

Multiply the # of **layers in a human hair** by 3 and use this # as the waypoint for your first cache.


1st Cache: #4

 **CSI Adventure**

SHERLOCK'S POSSE

How many **blood groups** are there? Use the answer as the waypoint for your first cache.


1st Cache: #10

 **CSI Adventure**

DR. G'S GURUS

What do we call the **location where a crime has occurred**? Use the # of letters in this 2-word term as your waypoint for your first cache.

1st Cache: #6

 **CSI Adventure**

DR. BASS' BUDDIES

How many possible **genotypes** are there for blood? Use the answer as the waypoint for your first cache.

Regular Clue Cards (next page): After a team answers all the questions at a cache, they have their answers checked by the teacher. If the answers are correct, they will read the correct card for a clue for the next waypoint. If the answers are not correct, they must return to that cache and try again. Collect the clue cards after checking their waypoint to make sure they are going to the correct location.



CSI Adventure

Clue Card - Cache #1

What do we call a person with Type O blood - a universal _____ ? Use the # of letters in the answer as the waypoint for your next cache.



CSI Adventure

Clue Card - Cache #6

Which evidence sample matched the pen? Multiply it by 4 and use this # as the waypoint for your next cache.



CSI Adventure

Clue Card - Cache #2

How many letters are in the answer to # 3? Use this # as the waypoint for your next cache.



CSI Adventure

Clue Card - Cache #7

Approximately how many days does it take a blow fly egg to hatch? Use the answer as the waypoint for your next cache.



CSI Adventure

Clue Card - Cache #3

How many genotypes are there for blood? Use this # as the waypoint for your next cache.



CSI Adventure

Clue Card - Cache #8

What do we call the location where a crime has occurred? Use the # of letters in this 2-word term as your waypoint for your next cache.



CSI Adventure

Clue Card - Cache #4

How many letters are in the name of the blood detecting chemical that produces a blue luminescence? Use this # as the waypoint for your next cache.



CSI Adventure

Clue Card - Cache #9

How many pairs of legs does a fly have? Use this # as the waypoint for your next cache.



CSI Adventure

Clue Card - Cache #5

Multiply the # of layers in a human hair by 3 and use this # as the waypoint for your next cache.



CSI Adventure

Clue Card - Cache #10

How many stages are in a fly's life cycle? Divide this # in half and use as the waypoint for your next cache.